



Recommended Service  
Bulletin  
No. RSB-E4-021/1

Austro Engine GmbH  
Rudolf-Diesel-Strasse 11  
A-2700 Wiener Neustadt  
Tel: +43 2622 23000  
FAX: +43 2622 23000-2711

# RECOMMENDED SERVICE BULLETIN No. RSB-E4-021/1

## 1. BASIC INFORMATION

### 1.1. SUBJECT

Fuel Pressure Sensor – Connector modification for sensor with P/N E4A-30-100-802.

### 1.2. ENGINES AFFECTED

Engine affected: E4 Series

Serial numbers affected: All engines

### 1.3. REASON

In a few known cases the fuel pressure sensor (E4A-30-100-802) at the high pressure pump (HPP) of the engine provides inaccurate data which can lead to fuel pressure warnings caused by flight maneuvers with rapid altitude changes due to slowly or missing pressure compensation with the ambient air pressure.

### 1.4. TIME OF COMPLIANCE

At owner's discretion.


### 1.5. CONCURRENT DOCUMENTS / REFERENCES

- Work Instruction – Doc. No.: WI-RSB-E4-021, latest revision
- Maintenance Manual – Doc. No.: E4.08.04, latest effective issue

### 1.6. OTHER PUBLICATIONS AFFECTED

None.

First Issue Date			Rev. No.	Revision Date		Page
23	Sep	2016	01	17	Jun 2021	1-4

	<p style="text-align: center;">Recommended Service Bulletin No. RSB-E4-021/1</p>	<p>Austro Engine GmbH Rudolf-Diesel-Strasse 11 A-2700 Wiener Neustadt Tel: +43 2622 23000 FAX: +43 2622 23000-2711</p>
---	--	--

## 2. TECHNICAL DETAILS

### 2.1. ACCOMPLISHMENT / INSTRUCTIONS

To prevent fuel pressure warnings caused by flight maneuvers with rapid altitude changes (e.g. during ascent with high climb rate) a modification of the connector of the fuel pressure sensor (E4A-30-100-802) can be conducted.

Additionally check the fuel system of the aircraft to exclude defects on aircraft side – refer to the applicable Aircraft Maintenance Manual.



For modification of the FPS connector refer to WI-RSB-E4-021, latest revision

### 2.2. ILLUSTRATIONS

None.


### 2.3. MASS (WEIGHT)

Not affected.

### 2.4. APPROVAL STATEMENT

The technical content of this document has been approved under the authority of DOA No. EASA.21J.399.

First Issue Date			Rev. No.	Revision Date			Page
23	Sep	2016	01	17	Jun	2021	2-4

	<p style="text-align: center;">Recommended Service Bulletin No. RSB-E4-021/1</p>	<p>Austro Engine GmbH Rudolf-Diesel-Strasse 11 A-2700 Wiener Neustadt Tel: +43 2622 23000 FAX: +43 2622 23000-2711</p>
---	--	--

### 3. PLANNING INFORMATION

#### 3.1. MATERIAL & AVAILABILITY

Quantity	Part Name	Part Number	Manufacturer	Rev. Number
1	Cable tie	PLT4S-M30 *)	Panduit *)	---
as required	Tape	1-608036-4	TE CONNECTIVITY (Tyco)	---
		608036-1 **)		
		67N **)	Federal Mogul	

\*) or similar – minimum requirement to material: nylon, for temperature range -60°C to +115°C

\*\*\*) use alternatively


#### 3.2. SPECIAL TOOLS

Hand chuck tool with 1.5 mm driller

#### 3.3. LABOR EFFORT

Not specified; conducted during line maintenance.

First Issue Date			Rev. No.	Revision Date			Page
23	Sep	2016	01	17	Jun	2021	3-4

	<p style="text-align: center;">Recommended Service Bulletin No. RSB-E4-021/1</p>	<p>Austro Engine GmbH Rudolf-Diesel-Strasse 11 A-2700 Wiener Neustadt Tel: +43 2622 23000 FAX: +43 2622 23000-2711</p>
---	--	--

## 4. REMARKS

### **NOTE:**

- All measures must be carried out by a certified engine station and certified engine mechanics.
- The accomplishment of the instructions shown under chapter 2.1 must be confirmed in the respective engine log book.
- The accomplishment of the instructions must be carried out within the time of compliance according chapter 1.
- In case of doubt please contact the Austro Engine GmbH – After Sales Support (e-mail: [service@austroengine.at](mailto:service@austroengine.at); Tel: +43 2622 23000 2525).
- For credit information contact Austro Engine GmbH – After Sales Support (e-mail: [service@austroengine.at](mailto:service@austroengine.at); Tel: +43 2622 23000 2525)

## 5. EXPLANATORY NOTES

### 5.1. SYMBOL EXPLANATION



**WARNING:** Disregarding these safety rules can cause personal injury or even death



**CAUTION:** Disregarding these special instructions and safety measures can cause damage to the engine or other components.



**NOTE:** Additional note or instruction for better understanding of an instruction

## 6. APPENDIX

None.

First Issue Date			Rev. No.	Revision Date			Page
23	Sep	2016	01	17	Jun	2021	4-4